

DESIGN

DURABLE

SUSTAINABLE

BOBRICK

BUILDING VALUE SINCE 1906

TrimLine™ Series





TrimLineSeries™ offers a sleek, minimalist design manufactured with satin-finish Type 304 stainless steel. This range of models features 90-degree angles on all exterior and interior corners and openings. Doors have 90-degree returns to conceal flanges for additional design simplicity.

The range now includes flush locks and built-in TowelMate®.

Most models are available in specialty metals such as brass and bronze, LIC color-infused stainless steel or powder-coated colors. Contact your sales representative for details.



B-38030

B-38030

3-in-1 Recessed Paper Towel Dispenser, Automatic Hand Dryer and Waste Bin

Combining the built-in TowelMate® with an automatic hand dryer reduces towel usage up to 30%. Sustainable 900-watt high-performance hand dryer for reduced energy consumption and waste. Dispenses 600 multifold or 450 C-fold paper towels. 13.7 L leak-proof waste bin. Meets reach range requirements for Australian DDA, UK Doc M, US ADA and similar standards. Available in 115V and 230V versions. See image on page 2.

B-38031 Similar to B-38030, but with 200 mm cabinet depth for increased 27.4 L waste capacity.

See model chart below for options.

Features & Benefits

Reduces towel usage, energy use and waste while providing a fast, comfortable and quite hand dry.

- **Economical:** Patented TowelMate dispenses a single towel at a time eliminating bunching, reducing usage by up to 20%.
- **Sustainable:** Patrons reduce consumption and waste by combining a 900-watt high performance dual-air hand dryer and a single paper towel.
- **Compliant:** Paper dispenser, air outlets and waste disposal meet reach range requirements for Australian DDA, UK Doc M, US ADA and similar standards. cULus listed, CE marked.
- **Durable:** Robust type 304 stainless steel, hinges provide long life, vandal resistance and easy maintenance.

Model	Mounting	Depth	Capacity
B-38030	Recessed	100 mm	13.7 L
B-380309	Surface	100 mm	13.7 L
B-38031	Recessed	200 mm	27.4 L



Detail of B-38030 Drying Zone



815969



B-38033

B-38033

Recessed Paper Towel Dispenser/Automatic Hand Dryer/Waste Bin

Satin-finish stainless steel. Reduces towel usage up to 20% with TowelMate built in. Dispenses 450 C-fold, 600 multifold or 850 single-fold towels. Equipped with cable door-swing limiter and removable leak-proof, 12.5 L waste container. 240V hand dryer VDE approved and CE marked.

Dimensions: 384 x 1416 x 143 mm

815969 Similar to B-38033, but with 24 L waste capacity.


Dimensions: 330 x 1829 x 143 mm



B-36903

Recessed Paper Towel Dispenser/Waste Bin

Satin-finish stainless steel. Reduces towel usage up to 20% with TowelMate built in. Dispenses 300 C-fold or 400 multifold towels. Equipped with cable door-swing limiter and removable, leak-proof, 6.1 L waste container. Cabinet does not lock.




B-3803

Recessed Paper Towel Dispenser/Waste Bin

Satin-finish stainless steel. Reduces towel usage up to 20% with TowelMate built in. Dispenses 600 C-fold, 800 multifold or 1100 single-fold towels. Equipped with cable door-swing limiter and removable, leak-proof, 23.8 L waste container.

B-38034 Similar to B-3803, but only dispenses C-fold and multifold towels. Waste capacity: 14.4 L.



B-38032
Semi-Recessed Paper Towel Dispenser/Waste Bin

Satin-finish stainless steel. 51 mm stainless steel skirt for semi-recessing. Reduces towel usage up to 20% with TowelMate built in. Dispenses 600 C-fold, 800 multifold or 1100 single-fold towels. Equipped with cable door-swing limiter and removable, leak-proof, 23.8 L waste container.



B-380349
Surface-Mounted Paper Towel Dispenser/Waste Bin

Satin-finish stainless steel. 100 mm stainless steel skirt for surface mounting. Reduces towel usage up to 20% with TowelMate built in. Dispenses 600 C-fold or 800 multifold. Equipped with cable door-swing limiter and removable, leak-proof, 14.4 L waste container.



B-39003
Recessed Paper Towel Dispenser/Waste Bin

Satin-finish stainless steel. Reduces towel usage up to 20% with TowelMate built in. Dispenses 600 C-fold, 800 multifold or 1100 single-fold towels. Equipped with cable door-swing limiter and removable, leak-proof, 45.4 L waste container.



PAPER TOWEL DISPENSERS



B-35903

Recessed Paper Towel Dispenser

Satin-finish stainless steel. Reduces towel usage up to 20% with TowelMate built in. Dispenses 300 C-fold or 400 multifold towels. Door has full-length piano hinge and cable door-swing limiter. Cabinet does not lock.



B-359033

Recessed Paper Towel Dispenser

Satin-finish stainless steel. Reduces towel usage up to 20% with TowelMate built in. Dispenses 300 C-fold or 400 multifold towels. Door has flush-mounted tumbler lock, full-length piano hinge and cable door-swing limiter. See image on page 8.



B-359039

Surface-Mounted Paper Towel Dispenser

Satin-finish stainless steel. 100 mm stainless steel skirt for surface mounting. Reduces towel usage up to 20% with TowelMate built in. Dispenses 300 C-fold or 400 multifold towels. Door has flush-mounted tumbler lock, full-length piano hinge and cable door-swing limiter. See image on page 6.



B-318

Concealed Paper Towel Dispenser

Satin-finish stainless steel. Dispenses 600 C-fold or 800 multifold towels. Towels load into bottom of cabinet concealed behind wall or mirror; only the towel tray is visible.



B-526

Countertop-Mounted Paper Towel Dispenser

Satin-finish stainless steel. Flange has 90° return. Towels load into top of dispenser. Dispenses 300 C-fold or multifold towels. Housing below countertop to conceal dispenser is not included.



TowelMate® Accessory

Built-in TowelMate Accessory reduces towel usage up to 20% by dispensing one towel at a time. Eliminates the dispensing of handfuls of towels with the “perfect pull rod” separating and dispensing individual C- or multifold towels.

Retrofittable parts available for items manufactured before January 2021. Visit Bobrick.com for model association. Patented.

WASTE BINS



B-35633 **Recessed Waste Bin with Disposal Door**

Satin-finish stainless steel. 1.2 mm (18 gauge) door with full-length piano-hinge, cable door-swing limiter and equipped with a flush-mounted tumbler lock. Removable stainless steel waste container. 11.3 L capacity. See image above.



B-35643 **Recessed Waste Bin**

Satin-finish stainless steel. 1.2 mm (18 gauge) door with full-length piano-hinge, cable door-swing limiter and equipped with two flush-mounted tumbler locks. Removable, leak-proof plastic waste container. 45.4 L capacity.



B-35639

Surface-Mounted Waste Bin with Disposal Door

Satin-finish stainless steel. 100 mm stainless steel skirt for surface mounting. 1.2 mm (18 gauge) door with full-length piano-hinge, cable door-swing limiter and equipped with a flush-mounted tumbler lock. Removable stainless steel waste container. 11.3 L capacity. See image on page 6.



B-35649

Surface-Mounted Waste Bin

Satin-finish stainless steel. 100 mm stainless steel skirt for surface mounting. 1.2 mm (18 gauge) door with full-length piano-hinge, cable door-swing limiter and equipped with two flush-mounted tumbler locks. Removable, leak-proof plastic waste container. 45.4 L capacity.



B-527

Countertop-Mounted Waste-Disposal Door

Satin-finish stainless steel. Door is self-closing. Flange has 90° return. Waste bin and housing below counter to conceal bin are not included.



B-532

Countertop-Mounted Circular Waste Chute

Satin-finish stainless steel. Flat flange suitable for counter, recessed, or under-counter installation. Waste bin and housing below counter to conceal bin are not included.



B-306
Recessed Soap Dispenser

Satin-finish stainless steel. Enclosed plastic soap vessel on back of door. Swings open for easy filling. Full-length hinge and key lock secure door to cabinet. Capacity: 1.3 L. See image on page 2.



B-26607
Surface-Mounted Liquid Soap Dispenser

Satin-finish stainless steel. Accepts liquid soap cartridges or bulk-fill soaps. Push activated with less than 22.2 N. Capacity: 500 ml. See image on page 6.

B-26617 Similar to B-26607, but with 1 L capacity. See image on page 11.



B-26627
Surface-Mounted Foam Dispenser

Satin-finish stainless steel. Accepts foam soap cartridges or bulk-fill soaps. Push activated with less than 22.2 N. Capacity: 500 ml. See image on page 6.

B-26637 Similar to B-26627, but with 1 L capacity. See image on page 11.



B-2012
Automatic Wall-Mounted Soap Dispenser

Satin-finish stainless steel. No-touch sensor-activation. Dispenses hand sanitisers and surgical soaps. Capacity: 850 ml.

B-2013 Similar to B-2012, but dispenses foam.



B-3725
Recessed Hand Dryer

150 mm deep drying alcove with ceramic water absorbent surface to capture and evaporate water. Only protrudes 50 mm from wall face. Heavy 1.2 mm (18 gauge), Type 304 satin-finish stainless steel cover. 70 dBA sound level. Low 1000W power usage. 115V cULus Listed. 240V cULus Listed and CE marked. See image above.



B-7125
InstaDry™ Surface-Mounted Hand Dryer

100 mm depth. Durable, 1.2 mm (18-gauge), Type 304 satin-finish stainless steel cover. Sustainable 200 W power rated. 12 second hand dry time. Universal voltage hand dryer cULus Listed and CE marked.



B-7128
TrimDry™ Surface-Mounted Hand Dryer

Part of the QuietDry™ Series at a mere 71 dBA sound level. 100 mm depth. Durable, 0.9 mm (22-gauge), Type 304 satin-finish stainless steel cover with black plastic trim. 115V hand dryer cULus Listed. 240V hand dryer cULus Listed, VDE approved and CE marked.

B-7120 Similar to B-7128, but with white epoxy-painted cover.

TOILET TISSUE DISPENSER



B-35883

Recessed Multi-Roll Toilet Tissue Dispenser

Satin-finish stainless steel. Spindle is vandal-resistant 25 mm diameter stainless steel tubing, holds two rolls. Equipped with flush-mounted tumbler lock. See image above.



B-3588

Surface-Mounted Multi-Roll Toilet Tissue Dispenser

Satin-finish stainless steel. Includes stainless steel skirt for surface mounting. Spindle is vandal-resistant 25 mm diameter stainless steel tubing, holds two rolls. Equipped with flush-mounted tumbler lock.

SEAT COVER DISPENSER



B-3013

Recessed Seat-Cover Dispenser

Satin-finish stainless steel. Dispenses 500 toilet seat covers. Equipped with flush-mounted tumbler lock.



B-3513

Recessed Sanitary Waste Bin

Satin-finish stainless steel unit with removable waste container. Door secures to cabinet with a magnet catch and cable door-swing limiter. Capacity: 2.3 L.



B-35139

Surface-Mounted Sanitary Waste Bin

Satin-finish stainless steel unit with removable waste container. Includes stainless steel skirt for surface mounting. Door secures to cabinet with a magnet catch and cable door-swing limiter. Capacity: 2.3 L.



B-35303

Recessed Sanitary Waste Bin

Satin-finish stainless steel. Self-closing panel covers disposal opening. Removable, leak-proof, 4.5 L plastic container.



B-3541

Surface-Mounted Sanitary Disposal Bag Dispenser

Satin-finish stainless steel. Concealed wall plate 0.8 mm (22-gauge) Type 304 stainless steel. Holds one pack of 25 two-ply plastic bags.

CUBICLE COLLECTION



This suite of products adds convenience and style to any washroom or toilet cubicle. Featuring contemporary styling, the models share common elements such as coordinated threaded escutcheons and post diameters.




B-546
Surface-Mounted Single Roll Toilet Tissue Dispenser with Hood

Satin-finish stainless steel. Holds single toilet tissue roll. Threaded flange conceals mounting plate, provides snug fit to the wall.

B-543 Similar to B-546, but without hood.

B-5436 Similar to B-543, but with bright-polished finish.



B-548
Surface-Mounted Double Roll Toilet Tissue Dispenser with Hoods

Satin-finish stainless steel. Holds two toilet tissue rolls. Threaded flange conceals mounting plate, provides snug fit to the wall.

B-547 Similar to B-548, but without hoods.

B-540
Surface-Mounted Double Roll Toilet Tissue Dispenser with Shelf

Satin-finish stainless steel. Holds two toilet tissue rolls. 14-gauge shelf features upward return on front edge.



B-549
Surface-Mounted Double Coat Hook

Satin-finish stainless steel. Threaded flange conceals mounting plate, provides snug fit to the wall. Flange has 50 mm diameter.

B-542 Similar to B-549, but with one hook pin.

B-5426 Similar to B-542, but with bright-polished finish.



B-541
Surface-Mounted Spare Toilet Roll Holder

Satin-finish stainless steel. Threaded flange conceals mounting plate, provides snug fit to the wall. Vertical post accommodates one roll.

B-5416 Similar to B-541, but with bright-polished finish.

B-544
Surface-Mounted Toilet Brush Holder

Heavy-duty satin-finish stainless steel. Vandal-resistant wall-mounting bracket. Stainless steel handle with nylon brush head. Water reservoir included.

B-5446 Similar to B-544, but with bright-polished finish.



KB110-SSRE-INB
Recessed Horizontal Baby Changing Station

Satin-finish stainless steel exterior with grey polyethylene interior. Infused with Microban® anti-microbial for hygiene. Smooth, concave changing bed with safety straps, liner dispenser, bag hooks and moulded instructions. See image above.

Dimensions: 940 x 584 x 108 mm



KB111-SSRE-INB
Recessed Vertical Baby Changing Station

Satin-finish stainless steel exterior with grey polyethylene interior. Infused with Microban® anti-microbial for hygiene. Smooth, concave changing bed with safety straps, liner dispenser, bag hooks and moulded instructions.

Dimensions: 616 x 1003 x 102 mm



ACCOMMODATION PRODUCT



B-635
Klutch Mobile Device Holder

Unique stainless steel holder for storing mobile devices. Sleek, compact design “klutches” mobile devices for safety and fits with any décor. Easy installation makes it suitable for toilet compartments, common spaces or private areas. Integrated bag hook holds up to 300 lbs and can accommodate multiple items.

DESIGN

DURABLE

SUSTAINABLE

HYGIENIC

COMPLIANT

ECONOMICAL

FREEDOM



BUILDING VALUE SINCE 1906

Bobrick International Bobrick.com Bobrick.co.uk Bobrick.la Bobrick.de



Europe	+44 (0) 20 8366 1771	euoffice@bobrick.com
UK	+44 (0) 20 8366 1771	info@bobrick.co.uk
Germany	0800.79.00.456	info@bobrick.de
Spain	+34 609 791 484	euoffice@bobrick.com
Latin America	+1.954.755.8934	info@bobrick.la
Middle East	+971 (50) 1747386	infomea@bobrick.com
Australia	1800.353158	international@bobrick.com
Asia	+971 4 3871357	infomea@bobrick.com
Corporate Offices	+1.818.764.1000	international@bobrick.com